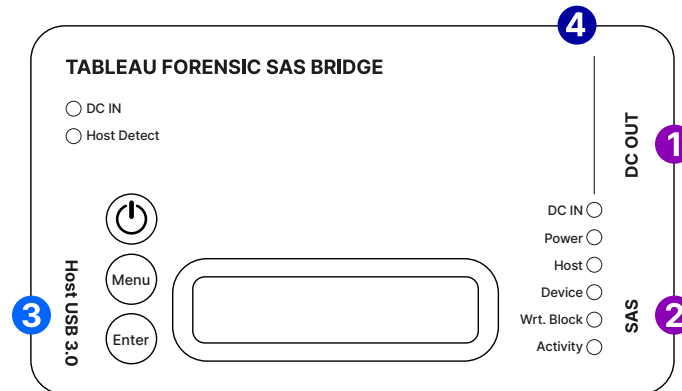


## Tableau Forensic T6u SAS Bridge

### GETTING STARTED



**Confirm that the bridge is off before beginning.**

1. Connect one SAS source drive to the right side of the T6u **1 2**
2. Connect the bridge to the host computer using the host USB port **3**
3. Connect the power supply to the bridge's DC In **4**
4. Press the power button and begin operation

*Before you remove the connected SAS drive or power down the T6u, safely eject or unmount the drive on your host computer.*

### LCD MENU OPTIONS

Device Info	Displays the connected SAS drive mfg, model, serial number and firmware version
Select LUN	If the drive has multiple LUNs, select a LUN to mount
Bridge Info	Displays T6u firmware version, serial number and DIP switch configuration
Show Status	Displays information related to current status

**Use the Menu and Enter buttons to navigate through these LCD menus:**

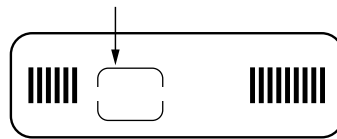
- Menu Advance to next main menu screen
- Enter Advance to the first/next informational screen

## CONNECTION RECOMMENDATIONS

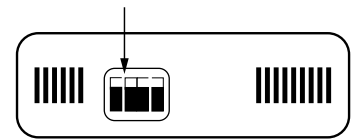
For SAS Drive	Use a Tableau SATA/SAS Signal & Power cable (TC4-8-R2)
For the Host Connection	Use a Tableau USB 3.0 cable (TC-USB3)
For Power (DC In)	Use a Tableau power supply (TP5 or TP2)

## DIP SWITCH SETTINGS

**1** Locate breakaway plastic & remove



**2** Adjust DIP switches for intended use



SWITCH 1	ON = Read/Write ⚠ OFF = Read-Only
SWITCH 2	ON = Hide Write Protect OFF = Report Write Protect
SWITCH 3	ON = Hide Write Errors OFF = Report Write Errors
SWITCH 4	No Function

\* Default setting is OFF for all switches

## FIRMWARE UPDATES

Free firmware updates are provided for Tableau Forensic products on a regular basis through the Tableau Firmware Update (TFU) utility. Reference the Tableau Download Center webpage for more information:

[security.opentext.com/tableau/download-center](https://security.opentext.com/tableau/download-center)

## SUPPORT

For Tableau Forensic product support:

[opentext.com/support/contact/guidance](https://opentext.com/support/contact/guidance)

## ABOUT OPENTEXT

OpenText, The Information Company, enables organizations to gain insight through market leading information management solutions, on-premises or in the cloud. For more information about OpenText (NASDAQ: OTEX, TSX: OTEX) visit: [opentext.com](https://opentext.com).

## CONNECT WITH US:

- [OpenText CEO Mark Barrenechea's blog](#)
- [Twitter](#) | [LinkedIn](#)