

## DATA SHEET

# OpenText Media Management Connector for Adobe Creative Cloud

Enables creative continuity through full access to assets, search, metadata, jobs, tasks and Creative Review



**Creative continuity**  
and frictionless  
collaboration



**Increased productivity**  
through reduced  
time and effort to  
find assets



**Minimized risk**  
of off-brand use  
of rich media

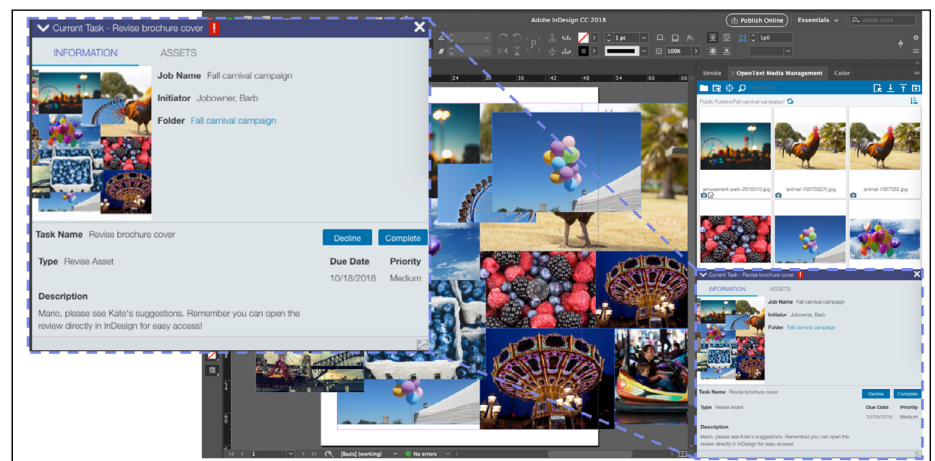


**Consistent use**  
of assets across  
the organization

The OpenText™ Media Management Connector for Adobe® Creative Cloud® increases productivity and efficiency for creative teams. With easy access to Media Management (OTMM) through an extension panel, users never have to exit their creative application. When connected to the Media Management server, this connector lets users access remote or managed assets through Adobe® Photoshop® CC, Adobe® InDesign® CC, and Adobe® Illustrator® CC.

Feature	Description
<b>What versions of Adobe Creative Cloud are supported?</b>	OpenText recommends installing the latest update of Adobe CC. Adobe Photoshop CC 2017, 2018 and 2019 Adobe InDesign CC 2017, 2018 and 2019 Adobe Illustrator CC 2017, 2018 and 2019
<b>Extension panel</b>	The OTMM extension panel provides access to configuration settings, sign-in screen and the OTMM asset repository, where users can search and browse existing assets, as well as add assets and check assets in and out.
<b>Browse assets</b>	After signing in to the OTMM connector, users can browse repository assets in the extension panel by opening the folder tree or by clicking the folder tiles to navigate through the folder hierarchy.
<b>Folder tree</b>	With the tree expanded, users can browse through the My Folders hierarchy (local), the Public Folders hierarchy (on the OTMM server) or the Recent Folders hierarchy (a collection of the folders last accessed). They can use the filter field to control the content of the current folder by filename.
<b>Support for single sign-on (SSO) and OpenText Directory Services</b>	The connector supports both OpenText™ Directory Services (OTDS) and SSO authentication. OTDS can be configured to support Security Assertion Markup Language (SAML) or Active Directory Federation Services (ADFS).
<b>Support for high-resolution or low-resolution proxies</b>	Users can configure image resolution for placement in an InDesign document. With low-res, a preview rendition of the Media Management asset will be placed in the InDesign document. With high-res, the original resolution of the Media Management asset will be placed.
<b>View settings</b>	Asset views in the extension panel can be configured for viewing preferences. <ul style="list-style-type: none"> <li>• Sort by Name, Date, Sequence and Content Type</li> <li>• Sort Order—Ascending or Descending.</li> <li>• Assets per page—Select 50, 100, 200 or 300</li> </ul>
<b>Auto check-out</b>	Assets can automatically be checked out when a modification is detected to an OTMM asset.

Feature	Description
Check-in and check-out of OTMM assets	OTMM assets can be checked out from the extension panel to ensure they aren't modified or used while they are being edited in the Adobe CC application.
Download of all links	Users can trigger a download process for all linked assets of a currently open document.
Status view within the extension panel	<p>The Links view shows resolution and version information of OTMM linked asset.</p> <p>OTMM status shows the states of the linked assets in OTMM. Visual indicators show current version information: latest version, newer version available and/or missing linked assets.</p>
Contextual Links Panel menus	Contextual menus allow editing of an OTMM original asset, relinking, revealing, hi/lo res-toggling, updating links and copying links.
Search or browse for assets	<p>Search within extension panel allows full keyword search within selected folders or assets, metadata or file content within OTMM.</p> <p>Users can view the information for individual assets by browsing through the folders and then double-clicking one of the assets.</p>



OTMM Connector for Adobe Creative Cloud provides tight integration with Jobs and Tasks

## Build a digital media foundation engineered for innovation

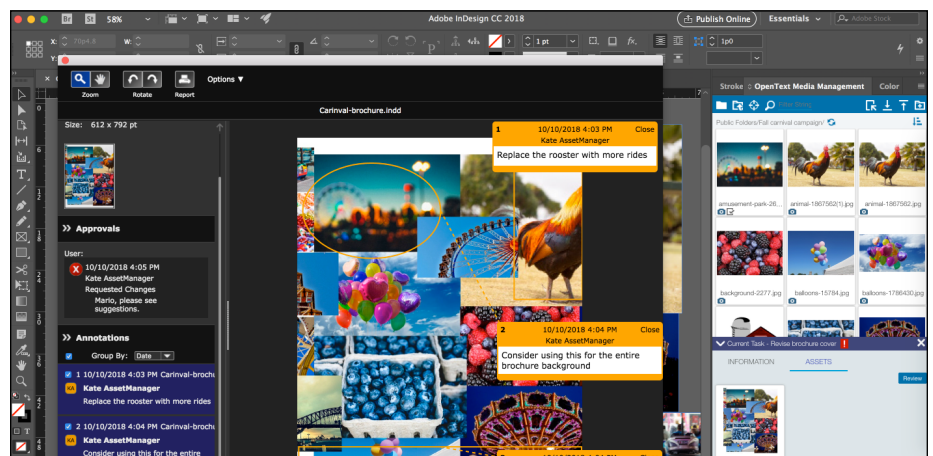
As a leading enterprise Digital Asset Management (DAM) solution for more than 10 years, Media Management provides the core enterprise infrastructure, key platform components and capabilities supporting the DAM ecosystem with the efficiencies of “create-once, use-many” to repurpose, re-express, reuse and recreate media assets. Users see measurable gains in productivity from native jobs tracking and assignment, review, approval and adaptive media delivery. Media Management’s ability to interconnect and integrate with other production, marketing and business technologies is a major differentiator demonstrated in many integrated partner solutions.

[See the demo](#)

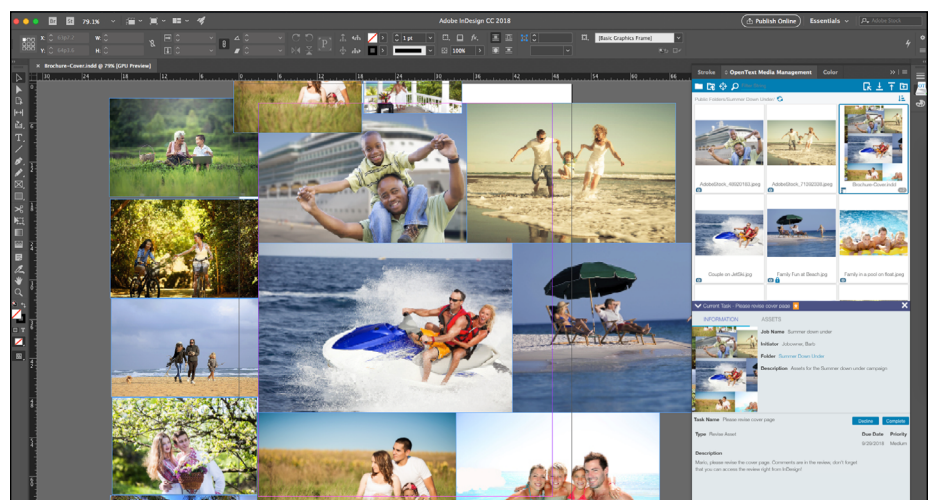
[Keep up to date](#)

[Learn more](#)

Media Management, a central foundation for the digital enterprise, helps large organizations manage video, images and rich media—from creation to consumption. With a powerful yet simple to use interface, it helps users find what they need to use and share digital assets anywhere for richer, more effective communication in marketing, sales and throughout the enterprise. Media Management tools help streamline complex tasks, accelerate cloud operations and enhance AI-powered rich media analytics. It also empowers creative employees through a deeply integrated workflow, making it easy to get the right content and rich experiences to users on the platforms and devices they choose.



OTMM Connector for Adobe Creative Cloud provides integration with Creative Review



OTMM Connector for Adobe Creative Cloud supports opening of InDesign files from OTMM

## About OpenText

OpenText, The Information Company, enables organizations to gain insight through market leading information management solutions, on-premises or in the cloud. For more information about OpenText (NASDAQ: OTEX, TSX: OTEX) visit: [opentext.com](https://www.opentext.com).

## Connect with us:

- [OpenText CEO Mark Barrenechea's blog](#)
- [Twitter](#) | [LinkedIn](#)

[opentext.com/contact](https://www.opentext.com/contact)