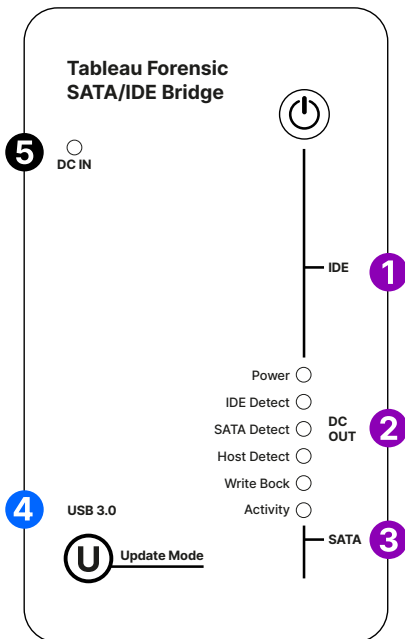


QUICK REFERENCE GUIDE

Tableau Forensic T35u/T35u-RW SATA/IDE Bridge



GETTING STARTED

Confirm that the bridge is off before beginning.

1. Connect either an IDE source drive **1**, or a SATA source drive **2** **3** to the right side of T35u/T35u-RW
2. Connect the bridge to the host computer using the host USB port **4**
3. Connect the power supply to the bridge's DC In **5**
4. Press the power button and begin operation

Before you remove the connected SATA/IDE drive or power down the T35u/T35u-RW, safely eject or unmount the drive on your host computer.

CONNECTION RECOMMENDATIONS

For SATA Drive Use a Tableau SATA Drive Power cable (TC5-8-R2) & SATA Data cable (TC3-8)

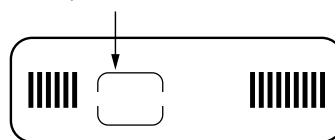
For IDE Drive Use a Tableau IDE Drive cable (TC2-8-R2) & IDE Data cable (TC6-8)

For the Host Connection Use a Tableau USB 3.0 cable (TC-USB3)

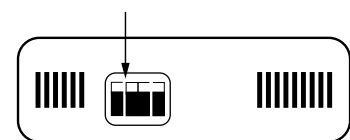
For Power (DC In) Use a Tableau power supply (TP7 or TP2)

DIP SWITCH SETTINGS

1 Locate breakaway plastic & remove



2 Adjust DIP switches for intended use



SWITCH 1 ON = Read/Write OFF = Read-Only

SWITCH 2 ON = Hide Write Protect OFF = Report Write Protect

SWITCH 3 ON = Hide Write Errors OFF = Report Write Errors

SWITCH 4 No Function

* Default setting is OFF for all switches

DEDICATED READ/WRITE OPERATION

T35u-RW is identical to T35u, except that T35u-RW is pre-configured for read/write operations. The yellow-case highlights the fact that it is a read/write device to help eliminate the potential for misuse during forensic investigations.

FIRMWARE UPDATES

Update Mode Button – To place T35u/T35u-RW into firmware update mode, hold the update button down when powering on the device.

Free firmware updates are provided for Tableau Forensic products on a regular basis through the Tableau Firmware Update (TFU) utility. Reference the Tableau Download Center webpage for more information:

opentext.com/products/tableau-download-center

SUPPORT

For Tableau Forensic product support:

opentext.com/support/security-encase-tableau

ABOUT OPENTEXT

OpenText, The Information Company, enables organizations to gain insight through market leading information management solutions, on-premises or in the cloud. For more information about OpenText (NASDAQ: OTEX, TSX: OTEX) visit: opentext.com.

CONNECT WITH US:

- [OpenText CEO Mark Barrenechea's blog](#)
- [Twitter](#) | [LinkedIn](#)