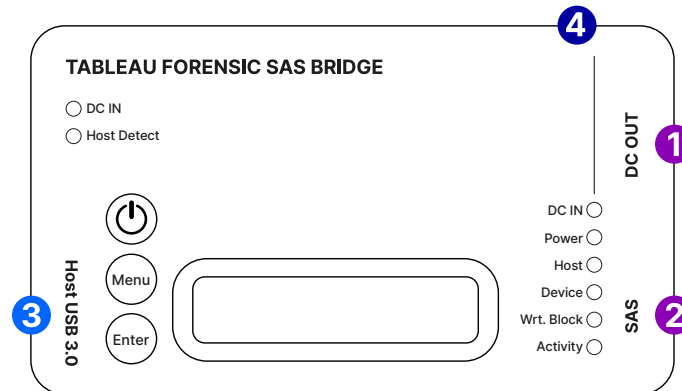


Tableau Forensic T6u SAS Bridge

GETTING STARTED



Confirm that the bridge is off before beginning.

1. Connect one SAS source drive to the right side of the T6u 1 2
2. Connect the bridge to the host computer using the host USB port 3
3. Connect the power supply to the bridge's DC In 4
4. Press the power button (☰) and begin operation

Before you remove the connected SAS drive or power down the T6u, safely eject or unmount the drive on your host computer.

LCD MENU OPTIONS

Device Info	Displays the connected SAS drive mfg, model, serial number and firmware version
Select LUN	If the drive has multiple LUNs, select a LUN to mount
Bridge Info	Displays T6u firmware version, serial number and DIP switch configuration
Show Status	Displays information related to current status

Use the Menu and Enter buttons to navigate through these LCD menus:

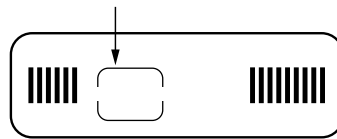
- Menu** (Menu button) Advance to next main menu screen
- Enter** (Enter button) Advance to the first/next informational screen

CONNECTION RECOMMENDATIONS

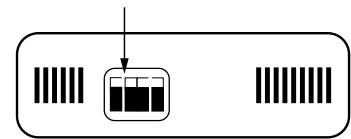
For SAS Drive	Use a Tableau SATA/SAS Signal & Power cable (TC4-8-R2)
For the Host Connection	Use a Tableau USB 3.0 cable (TC-USB3)
For Power (DC In)	Use a Tableau power supply (TP7 or TP2)

DIP SWITCH SETTINGS

1 Locate breakaway plastic & remove



2 Adjust DIP switches for intended use



SWITCH 1	ON = Read/Write ⚠ OFF = Read-Only
----------	--------------------------------------

SWITCH 2	ON = Hide Write Protect OFF = Report Write Protect
----------	---

SWITCH 3	ON = Hide Write Errors OFF = Report Write Errors
----------	---

SWITCH 4	No Function
----------	-------------

* Default setting is OFF for all switches

FIRMWARE UPDATES

Free firmware updates are provided for Tableau Forensic products on a regular basis through the Tableau Firmware Update (TFU) utility. Reference the Tableau Download Center webpage for more information:

opentext.com/products/tableau-download-center

SUPPORT

For Tableau Forensic product support:

opentext.com/support/security-encase-tableau

ABOUT OPENTEXT

OpenText, The Information Company, enables organizations to gain insight through market leading information management solutions, on-premises or in the cloud. For more information about OpenText (NASDAQ: OTEX, TSX: OTEX) visit: opentext.com.

CONNECT WITH US:

- [OpenText CEO Mark Barrenechea's blog](#)
- [Twitter](#) | [LinkedIn](#)